



AUTOMATION MADE EASY

Getting started with the first industrial
robot project without prior knowledge

ARE YOU CONSIDERING ROBOT-BASED AUTOMATION FOR YOUR PROCESSES?

We will show you how easy it is!

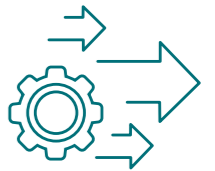
Industrial robots are used every day in a variety of companies and industries. They increase the efficiency in various applications and create sustainable added value.


Many companies, especially small and medium-sized enterprises, are now facing the question of whether automated solutions can be useful for them, as this is the only way they can keep up with the ever-growing competitive environment and meet rising customer demands which require ever-faster, more customized production and smaller batch sizes.



We answer the five most basic questions about why robot-based automation could be interesting for you:

1. What processes can I automate?
2. Industrial robot or cobot?
When to choose which one?
3. What do I need to automate robot-based?
4. Do I need a specialized expert?
5. How much does automation cost?



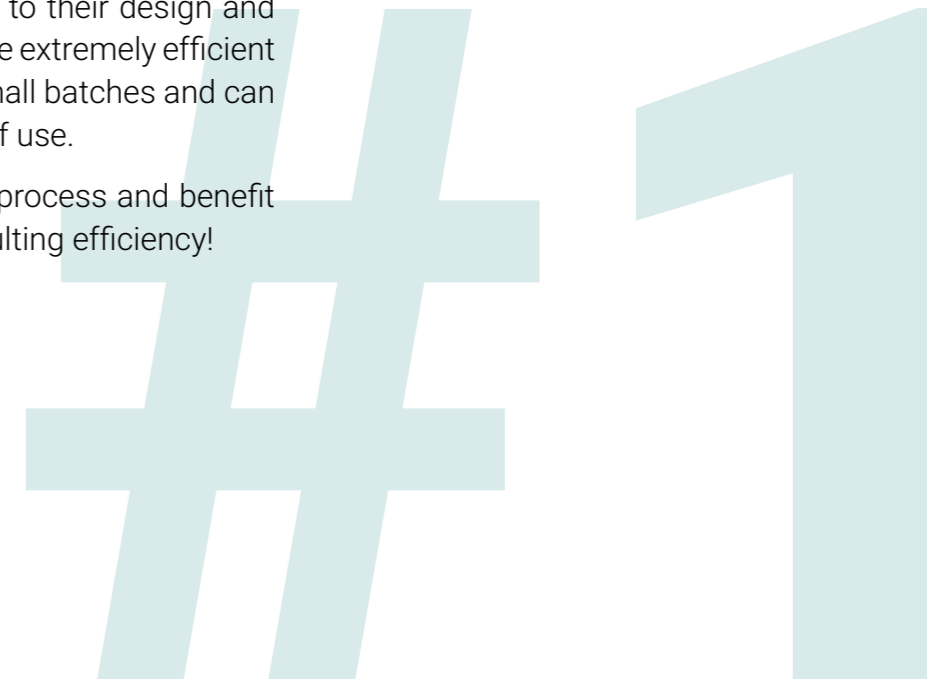


WHAT PROCESSES CAN I AUTOMATE?


The fields of application for industrial robots are very diverse. They are suitable for a wide range of applications in many different industries and sectors, and are not only used in applications where high payloads and large ranges are crucial.

Say goodbye to the outdated image of the large and unwieldy industrial robot. The market offers high-quality industrial robots that are small and lightweight due to their design and thus stand for maximum flexibility. They are extremely efficient for use with multi-variant products and small batches and can be moved easily to the designated place of use.

Start your first automation with a simple process and benefit from the fast implementation and the resulting efficiency!



CHECKLIST FOR YOUR REQUIREMENTS



THE RIGHT ROBOT FOR YOUR NEEDS

[Click here](#)

Typical applications for industrial robots include:

Workpiece testing

Testing
(contact-free testing and simple OK/not OK tests)

Measuring

Gaging

Workpiece machining

Surface finishing
(e.g. painting, polishing)

Joining
(e.g. bonding, sealing)

Separating

Cleaning

Marking, labeling

Deburring

Workpiece handling

Pick and place

Fitting

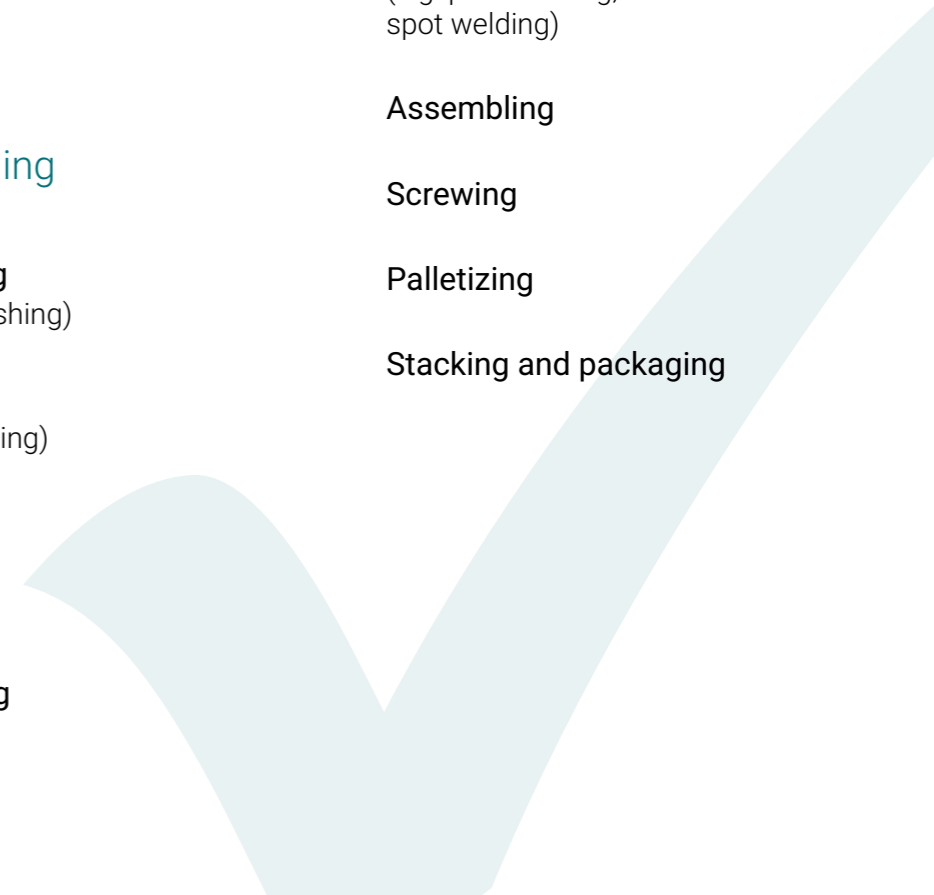
Welding
(e.g. path welding, spot welding)

Assembling

Screwing

Palletizing

Stacking and packaging





INDUSTRIAL ROBOT OR COBOT?

When to choose which one?

The decision whether to automate with an industrial robot or with a cobot must always be made with regard to the requirements set. Cobots can be used for applications where the robot is supposed to work hand in hand with a human. In practice, however, this direct cooperation with humans is implemented in only very few applications.

The disadvantages resulting from the cooperation between humans and robots must be taken into account when choosing a cobot. Compared to an industrial robot, a cobot must work at a slower pace for safety reasons to avoid hazards to the human operator. Industrial robots often have higher payloads than cobots which can be an advantage depending on the application.





INDUSTRIAL-ROBOT

Unlike cobots, industrial robots require the use of safety technologies. This, however, allows them to efficiently exploit their full potential in terms of speed and force. The industrial robot is ahead here because it works very precisely and faster than the cobot and can be just as flexible. Depending on the manufacturer, the operation of an industrial robot is intuitive and child's play and in no way more difficult than that of a cobot, so the complexity in the operation of an industrial robot is no longer a criterion for deciding against this robot type.


The cost-benefit ratio also often speaks in favor of an industrial robot. High-quality models are already available for just over 10,000 euros, without compromising on quality.



#3

WHAT DO I NEED FOR ROBOT-BASED AUTOMATION?

Once you know which applications you want to use your robot for, the next step is to choose the right hardware for your processes. To get started, you need a robot, a controller, an operating panel and the associated software. You also need to select the so-called peripherals. This includes, for example, suction cups, grippers or other tools as well as safety technology according to the requirements of the application. With some suppliers, these components must be purchased individually. However, there are also holistic robot systems where only the peripherals have to be added, or preconfigured complete solutions that make it even easier to get started with automation.



DO I NEED A ROBOTICS SPECIALIST?

It depends.

The setup and operation of industrial robots varies in simplicity depending on the manufacturer and the application. In some cases, programming may require a specialist.

But there are also solutions that do not require any expertise to program and operate an industrial robot. The control via intuitive user interfaces can make the operation of a robot as easy as the operation of your smartphone. Simple and even complex applications can be programmed in a short time without the need for programming skills, saving time and money. This way, new processes and applications can be realized easily and quickly at any time. You can use your industrial robot wherever you need it.










HOW MUCH DOES AUTOMATION COST?

The cost of an automation solution with industrial robots depends on the automation process and the selected robot solution. The total costs for a robot system are divided into different parts. In addition to the acquisition costs, there are also costs for the peripherals (e.g. sensors, safety technology, operating devices as well as grippers, suction cups or other tools/effectors), depending on the manufacturer and whether it is a complete solution or not.

System engineering is another cost factor, which includes, for example, the programming and installation of a robot system. Project management, commissioning, the actual operation, maintenance and servicing must also be taken into account in the total cost calculation. When selecting the suitable robot system, it is therefore important to pay attention to transparency in the costs for maintenance and service as well as to low-maintenance systems.

Cost factor for your robot

						
Robot	Peripherals	System Engineering	Project Management	Commissioning	Operation	Maintenance

Very interesting from a cost point of view are robot solutions which, as integrated robot systems or preconfigured complete solutions, already include the necessary components for simple automation. Thanks to innovative kinematics and manufacturing technologies, there are high-quality industrial robots on the market with a good cost-benefit ratio. The simplicity of programming also pays off in system engineering costs and, especially with changing workpieces, through low set-up costs. Thanks to the flexibility and intuitive operation, the use of this type of industrial robot is extremely efficient for multi-variant products and small batches.

WOULD YOU LIKE TO KNOW MORE?

We will be happy to show you more!

[REQUEST A ROBOT
DEMONSTRATION HERE](#)

